

Supplementary Information

Design of a New Molecularly Imprinted Polymer Selective for Hydrochlorothiazide Based on Theoretical Predictions Using Gibbs Free Energy

Leonardo A. Barros,^a Rogério Custodio^b and Susanne Rath^{*,a}

^aDepartamento de Química Analítica and ^bDepartamento de Físico-Química, Instituto de Química, Universidade Estadual de Campinas, P.O. Box 6154, 13084-971 Campinas-SP, Brazil

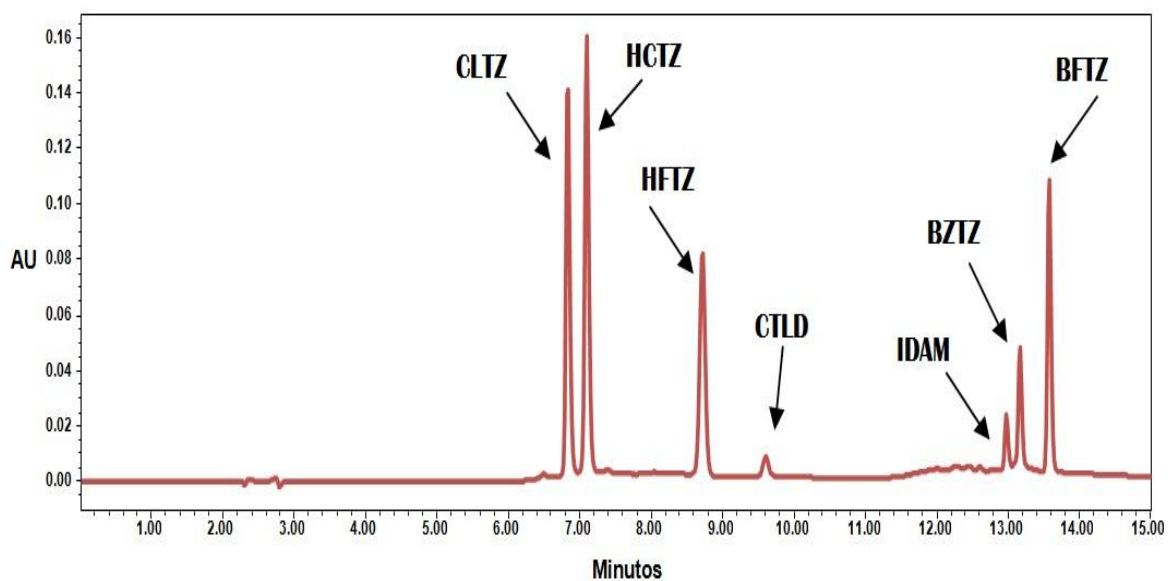


Figure S1. Characteristic chromatogram of the separation of HCTZ: hydrochlorothiazide; CLTZ: chlorothiazide, HFTZ: hydroflumethiazide, CTLD: chlorthalidone, IDAM: indapamide, BZTZ: benzothiazide and BFTZ: bendroflumethiazide.

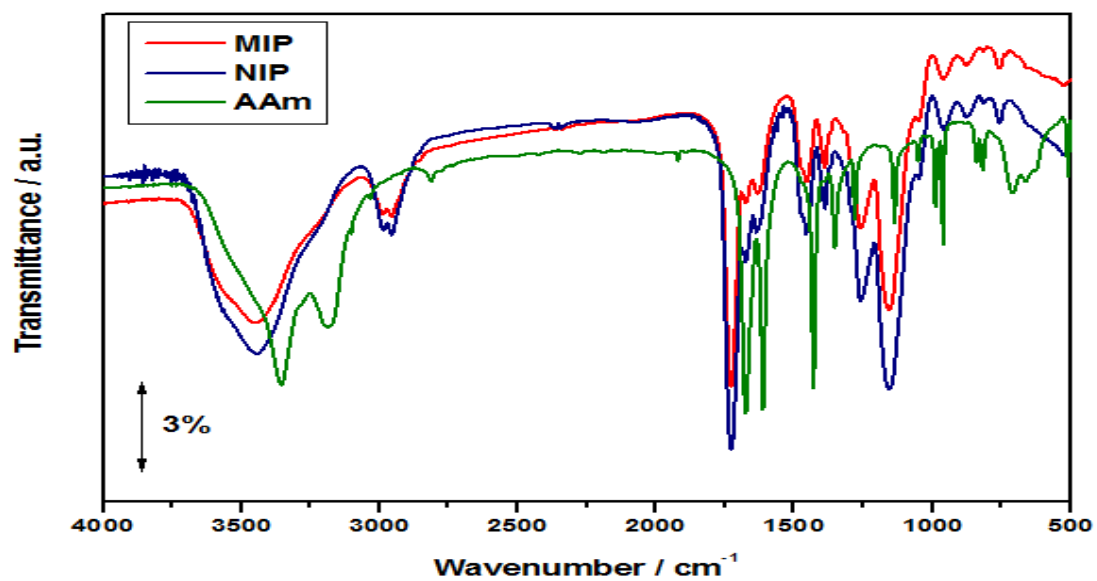


Figure S2. FTIR spectra of MIP (red line), NIP (blue line) and AAM (green line).

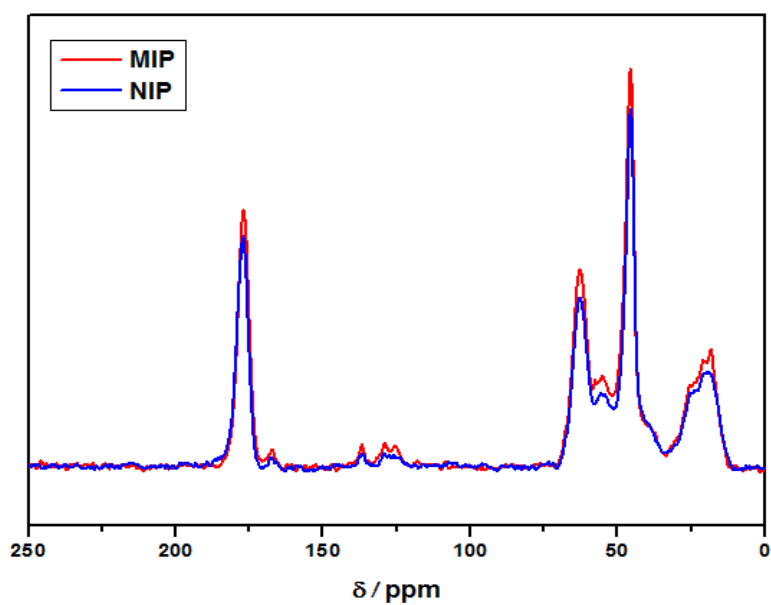


Figure S3. ¹³C CP-MAS NMR spectra of MIP (red line) and NIP (blue line).




Figure S4. Scanning electron micrographs of (A) MIP and (B) NIP ($\times 20,000$).